


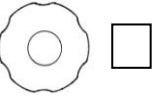
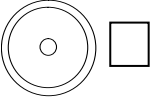



# Custom Build Specifications for Safecraft Restraints

<b>Customer:</b>	<b>Date:</b>
<b>Certification:</b> SFI 16.1 <input type="checkbox"/> SFI 16.5 <input type="checkbox"/> SFI 16.5 NASCAR <input type="checkbox"/>	<b>QTY:</b> _____

<b>Webbing Color:</b>	Black Polyester (16.1&.5) (2&3 Inch) <input type="checkbox"/>	Titanium Polyester (16.1&.5) (3 In. Only) <input type="checkbox"/>	Red Polyester (16.1&.5) (3 In. Only) <input type="checkbox"/>	Blue Polyester (16.1&.5) (3 In. Only) <input type="checkbox"/>
-----------------------	---	--	---	--

Cam Styles					Latch/Link
<b>Lever Cam (1)</b> (16.1&.5)	<b>Round Cam (2)</b> (16.1&.5)	<b>Lever Cam (3)</b> (16.1&.5)	<b>Round Cam (4)</b> (16.1&.5)	<b>Round Cam (5)</b> 16.1	<b>2 Inch</b> (16.1&.5)
					
<b>Standard Size Lost Motion Parking</b>	<b>Standard Size Lost Motion Parking</b>	<b>Slimline Size Lost Motion Non-Parking</b>	<b>Slimline Size Lost Motion Non-Parking</b>	<b>Standard Size Direct Drive Parking</b>	<b>Black Finish</b>



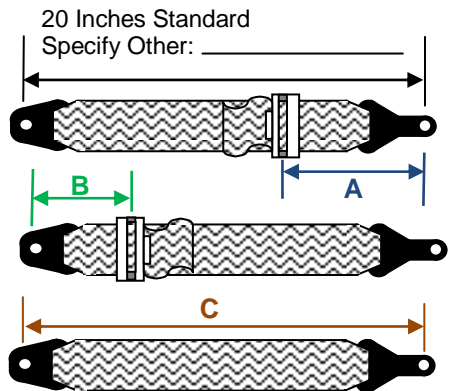
<b>Cam Tang Finish:</b> (16.1&.5)	Black <input type="checkbox"/>	Chrome <input type="checkbox"/>
-----------------------------------	--------------------------------	---------------------------------

<b>Cam Attached To:</b>	Right Lap (16.1&.5) <input type="checkbox"/>	Left Lap (16.1) <input type="checkbox"/>	Sub Belt (16.1) <input type="checkbox"/>
-------------------------	--	--	--

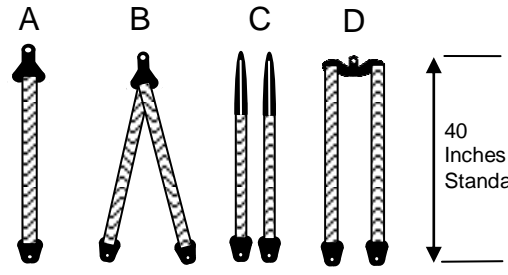
<b>Lap Belt Webbing:</b> 3 inch <input type="checkbox"/>	2 inch <input type="checkbox"/>	<b>** 2 inch available in black only **</b>
--	---------------------------------	---

<b>Lap Belt Attachment:</b>	Bolt In-Sewn (16.1&.5) <input type="checkbox"/>	Clip In-Sewn (16.1&.5) <input type="checkbox"/>	Wrap Around (16.1) <input type="checkbox"/>	<b>Bolt In</b> <input type="checkbox"/> <b>Clip In</b> <input type="checkbox"/>
<b>With 3 Bar Adjuster</b>				

<b>Lap Belt Bungee Tabs:</b> Yes <input type="checkbox"/>	(Additional Charge)	NO <input type="checkbox"/>
---	---------------------	-----------------------------

Lap Belt Adjustment	Lap Belt Dimensions	
<b>Right or Left Adjuster Only Pull Up</b> (16.1&.5) Right <input type="checkbox"/> Left <input type="checkbox"/> <b>Right or Left Adjuster Only Pull Down</b> (16.1&.5) Right <input type="checkbox"/> Left <input type="checkbox"/> <b>Dual Adjusters – Pull Up</b> (16.1) <input type="checkbox"/> <b>Dual Adjusters – Pull Down</b> (16.1) <input type="checkbox"/> <b>No Adjusters – Fixed Length</b> (16.1&.5) <input type="checkbox"/>	<b>Pull Down Dimension "A"</b> 4.5 In. Min. (5.5 In. Std.)  <b>Pull Up Dimension "B"</b> 4.5 In. Min. (5.5 In. Std.)  <b>"C" Length:</b> _____	20 Inches Standard Specify Other: _____ 

Note: Lap belts adjust from approximately 12 inches minimum to 31 inches maximum each side.

Sub Belt Style	Attachment	Diagram
<b>"A" – Single Strap, 5 Point, Cam or Latch/Link</b> (16.1) <input type="checkbox"/> <b>"B" – Dual Strap, 6 Point, "V" Style Cam or Latch/Link</b> (16.1&.5) <input type="checkbox"/> <b>"C" – Dual Strap - Individual, 6 Point, Formula Type, Cam or Latch Link</b> (16.1&.5) <input type="checkbox"/> <b>"D" – Dual Strap, 6 Point, Single Tang, Cam Only</b> (16.1&.5) <input type="checkbox"/>	Bolt In <input type="checkbox"/> Clip In <input type="checkbox"/> Note: Sub belts bolt & clip in fittings are adjustable with a 3 bar adjuster. Wrap Around <input type="checkbox"/>	 Specify Other Length: _____ 40 Inches Standard

### Shoulder Harness Adjusters

**Aluminum Adjusters**  
(16.1&.5)




**Steel Adjusters**  
(16.1&.5)



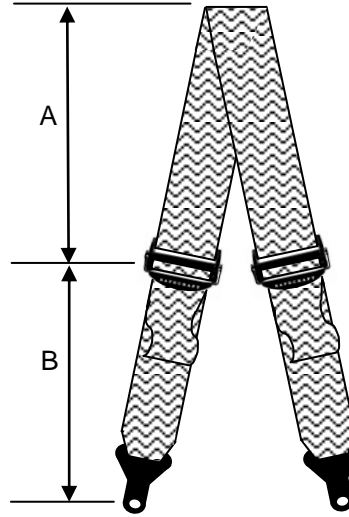
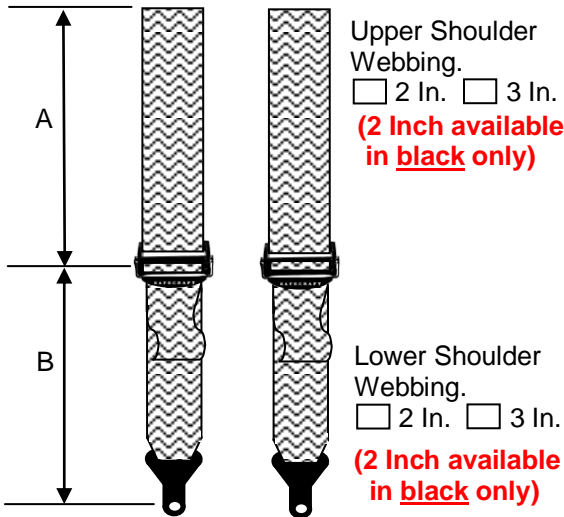

### Shoulder Harness Style

**Individual Shoulder Harness's**

(16.1&.5)

**Wrap Around**

(16.1)



A = 44 Inches Standard Specify Other: \_\_\_\_\_  
 B = 11 Inches Standard Specify Other: \_\_\_\_\_

A = 20 Inches Standard Specify Other: \_\_\_\_\_  
 B = 11 Inches Standard Specify Other: \_\_\_\_\_

All Shoulder Webbing for Wrap Around is 3 inch.

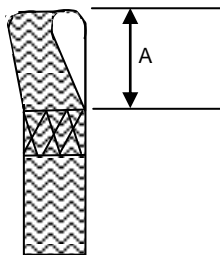
Shoulder Harness Bungee Tabs: Yes  (Additional Charge) No

Shoulder Harness Pull Lanyards Yes  (Additional Charge) No

### Shoulder Harness Attachment



Wrap Around with Adjuster  
(16.1&.5)



Looped & Sewn Specify Loop Diameter (16.1&.5)

A= \_\_\_\_\_



Bolt In with Adjuster  
(16.1&.5)



Clip In with Adjuster  
(16.1)

Notes / Comments:

\_\_\_\_\_  
 \_\_\_\_\_  
 \_\_\_\_\_

Safecraft use, Part Number: