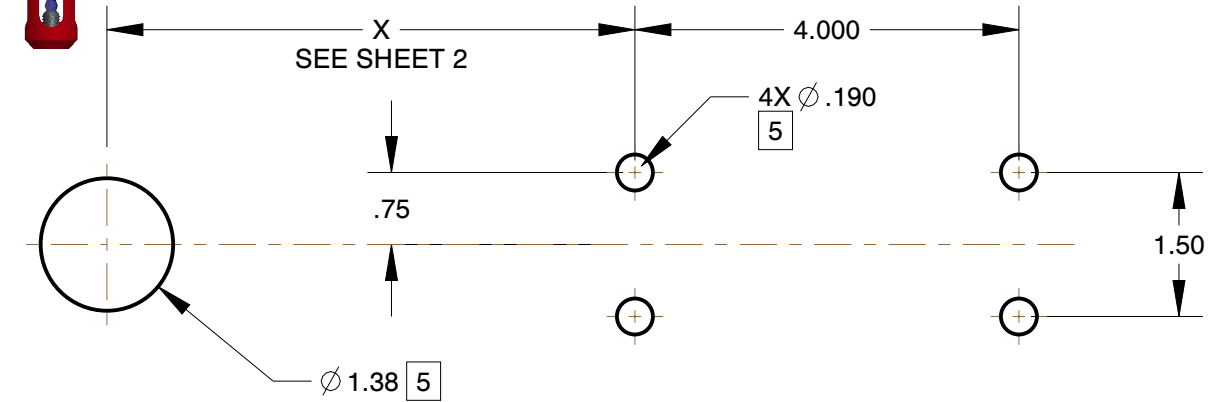
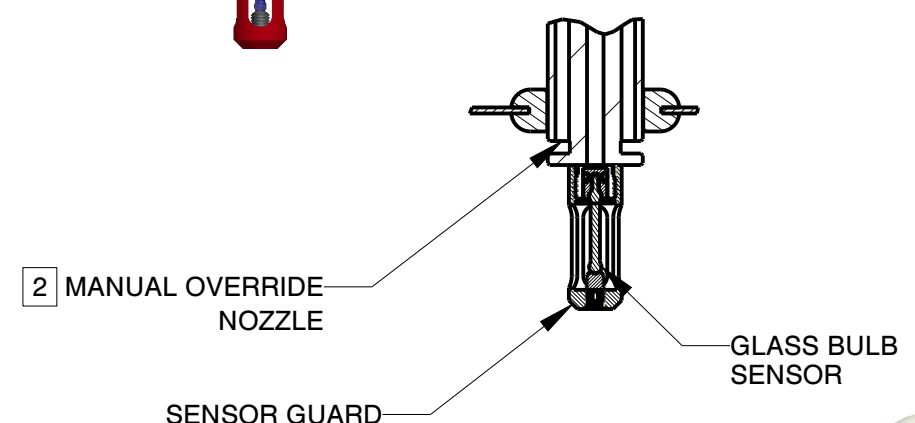
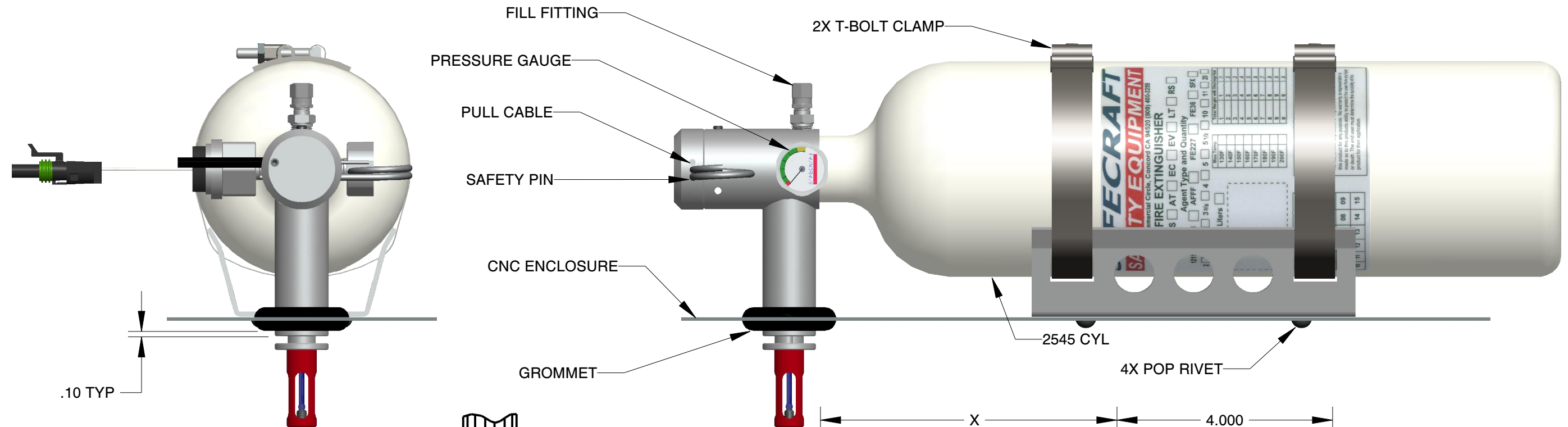



IDENTIFICATION AND RESTRICTIONS ON USE AND DISCLOSURE OF PROPRIETARY DATA
 The information contained within this document is the sole confidential and proprietary property of SafeCraft Inc. The disclosure of this information does not constitute the release of the confidential and proprietary rights thereof. The information may only be used for information purposes and only when necessary to support activities authorized in writing by SafeCraft Inc. and for the purposes of which it was provided. Permission to reproduce this information or to disclose it to others must be obtained in writing, from SafeCraft Inc., its successors or assigned.

REVISIONS				
ZONE	LTR	DESCRIPTION	DATE	APPROVED
	2	INITIAL RELEASE	08/12/13	



SUGGESTED MOUNTING FOOTPRINT



- NOTES:
1. SEALING GROMMET MS35489-23, 1.00 ID.
 2. ADJUST CYLINDER/BACKET/CLAMPS TO MAINTAIN NO OBSTRUCTION OF CIRCUMFERENTIAL NOZZLE OPENING OF MANUAL DISCHARGE.
 3. MOUNTING SKETCH TYPICAL. CYLINDER MAY BE HORIZONTAL, VERTICAL OR OTHERWISE ORIENTED. CLOCKING OF GAUGE, SWITCH, FILL FITTING MAY BE ALTERED SPECIFICATION DASH NUMBER: REFER TO POSITIONS 1, 2 & 4 (DASH 24 AS SHOWN). SENSOR IS ALWAYS POSITION 3 (SEE SHEET 2).
 4. PUSH KNOB VERSION SIMILAR.
 5. S.C. BRACKET P/N 54-1470 MAY BE USED AS A DRILL TEMPLATE FOR 3/16 DIA. POP RIVETS. A GREENLEE 1 INCH CONDUIT KNOCK-OUT PUNCH IS RECOMMENDED FOR THE 1-3/8 DIA. HOLE.
 6. UNITS ARE IN INCHES AND LBS.

UNLESS OTHERWISE SPECIFIED DIMENSIONS ARE IN INCHES TOLERANCE ON DECIMALS	ANGLES	3rd ANGLE PROJECTION
	± 0.50	
.XX ± 0.01		DIMENSIONS AND TOLERANCES PER ANSI Y 14.5M - 1994
.XXX ± 0.005		
MATERIAL	SEE BOM	APPROVED
FINISH		CHECKED
NEXT ASSY	USED ON	PREPARED
		PRO/E MODEL
		58-1105


SAFECRAFT INC.		
5165-C COMMERCIAL CIRCLE, CONCORD, CA 94520		
MOUNTING INFORMATION		
SIZE	58-1105	REV
B		1
SCALE 1/2	SHEET 1 OF 3	

IDENTIFICATION AND RESTRICTIONS ON USE AND DISCLOSURE OF PROPRIETARY DATA
 The information contained within this document is the sole confidential and proprietary property of SafeCraft Inc. The disclosure of this information does not constitute the release of the confidential and proprietary rights thereof. The information may only be used for information purposes and only when necessary to support activities authorized in writing by SafeCraft Inc. and for the purposes of which it was provided. Permission to reproduce this information or to disclose it to others must be obtained in writing, from SafeCraft Inc., its successors or assigned.

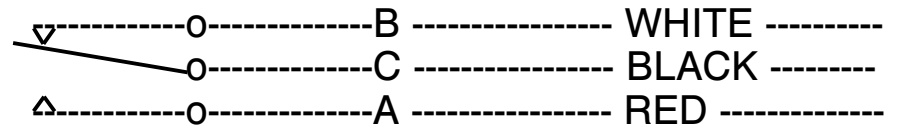
MATING CONNECTOR PACKARD ASSY X 3 SHROUD + MALE, P/N T52-213 IS SUPPLIED IN KIT



SEE NOTE 7



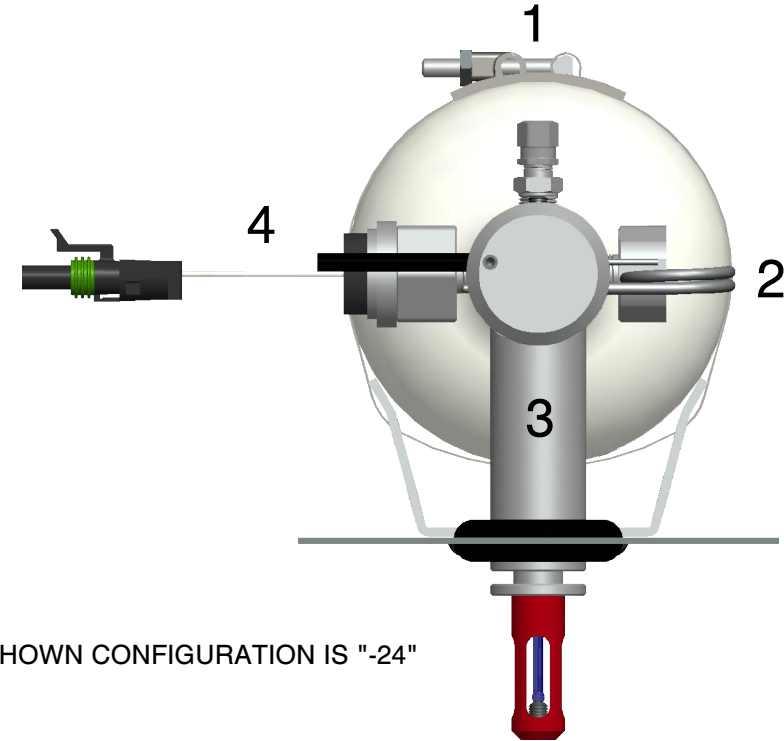
Ø D	L	X	AGENT WEIGHT
3.1	15.7	5.5	3
4.0	16.3	5.5	5
5.3	18.1	6.2	10



PRESSURE SWITCH LEAD DESIGNATION
 SHOWN IN NORMAL FIREX CONDITION

CLOCKING DESIGNATION

FIRST DIGIT (1, 2, OR 4) INDICATES PRESSURE GAUGE POSITION.
 SECOND DIGIT INDICATES PRESSURE SWITCH POSITION.
 NOZZLE ALWAYS TAKES POSITION 3.
 FILL VALVE ASSUMES REMAINING POSITION.

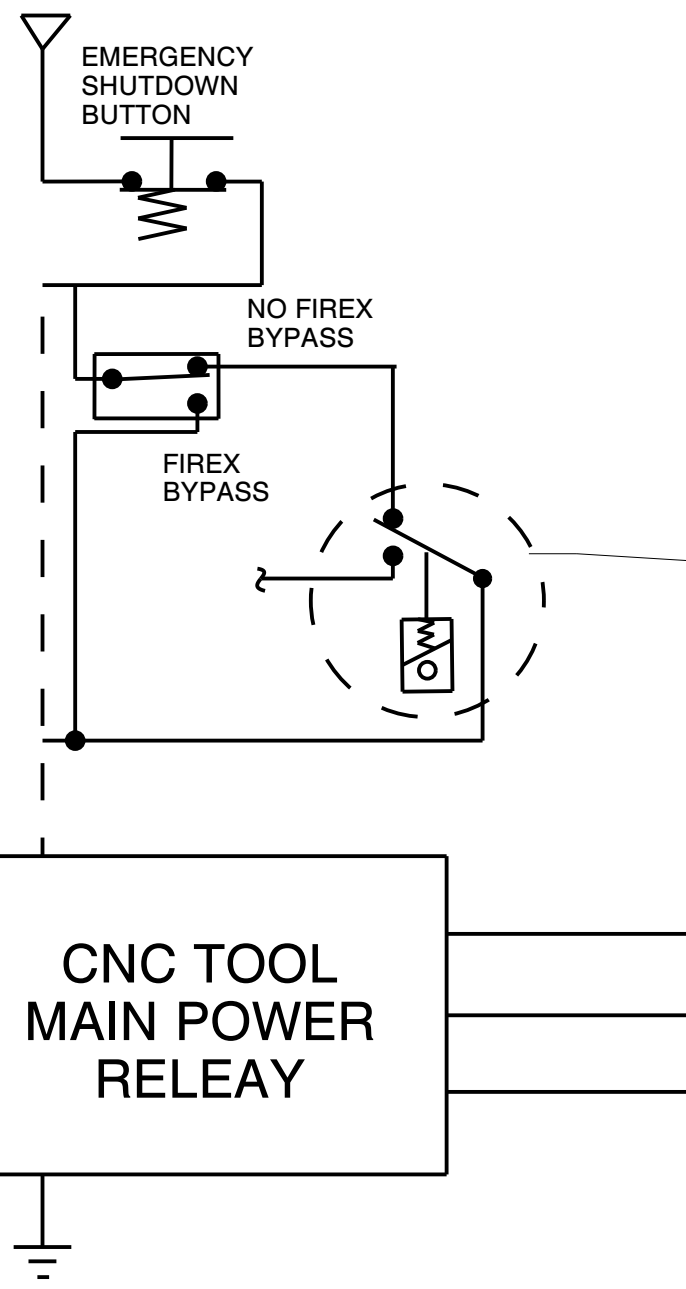


SHOWN CONFIGURATION IS "-24"

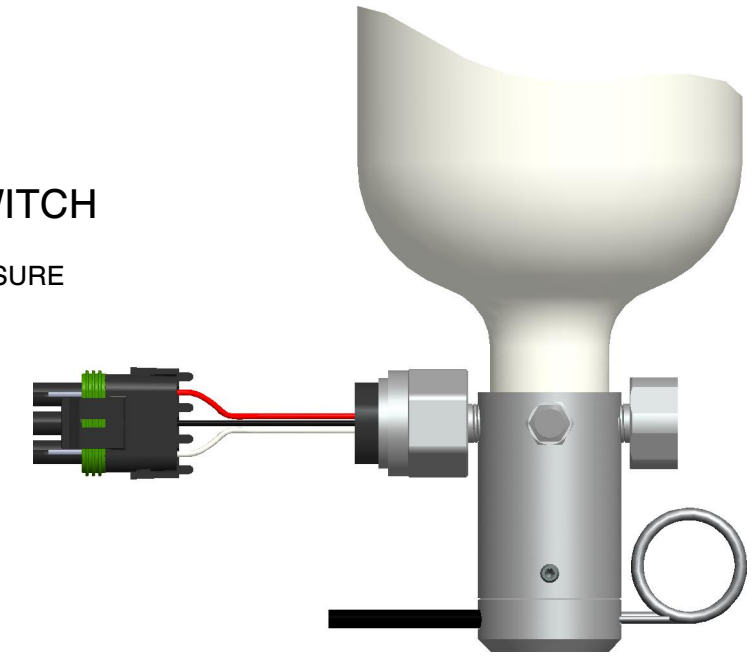
NOTES: (CONTINUED):
 7 TRIM PULL CABLE TO 0.5 ± .25

SAFECRAFT		SIZE	58-1105		REV.
5165-C COMMERCIAL CIRCLE, CONCORD, CA 94520		B			2
PREPARED:	EPAR	CHECKED:	SCALE 1/2	PRO E DRAWING	SHEET 2 OF 3

IDENTIFICATION AND RESTRICTIONS ON USE AND DISCLOSURE OF PROPRIETARY DATA
 The information contained within this document is the sole confidential and proprietary property of SafeCraft Inc. The disclosure of this information does not constitute the release of the confidential and proprietary rights thereof. The information may only be used for information purposes and only when necessary to support activities authorized in writing by SafeCraft Inc. and for the purposes of which it was provided. Permission to reproduce this information or to disclose it to others must be obtained in writing, from SafeCraft Inc., its successors or assigned.



FIREX PRESSURE SWITCH
 NORMAL OPEN,
 HELD CLOSED BY AGENT PRESSURE



SAMPLE SCHEMATIC
 CNC-AUTOMATIC
 FIREX

- NOTES:
1. FOR SYSTEMS WITH N.C. EMERGENCY SHUTDOWN SWITCHES, IMPOSE THE N.O. (HELD CLOSED BY FIREX AGENT PRESSURE) TERMINALS OF THE FIREX PRESSURE SWITCH IN SERIES; FOR SYSTEMS WITH A N.O. EMERGENCY SHUTDOWN SWITCH, THE N.C. (HELD OPEN BY AGENT PRESSURE) FIREX PRESSURE SWITCH TERMINALS WOULD BE USED.
 2. A BY-PASS/NO-BY-PASS SWITCH IN PARALLEL WITH THE FIREX PRESSURE SWITCH IS OPTIONAL.
 3. DISCHARGE OF THE FIREX AGENT FOR ANY REASON ACTS THE SAME AS THE EMERGENCY SHUTDOWN SWITCH.

SAFECRAFT		SIZE	58-1105		REV.
5165-C COMMERCIAL CIRCLE, CONCORD, CA 94520		B			2
PREPARED:	EPAR	CHECKED:	SCALE 1/2	PRO E DRAWING	SHEET 3 OF 3